

Expanding Your Job Search with Ticket to Work



TICKET
to **Work**

WISE
Work Incentive Seminar Event

MAY 22, 2024

Live Webinar Will Begin at 3 p.m. ET

Expanding Your Job Search with Ticket to Work



TICKET
to **Work**

WISE

Work Incentive Seminar Event

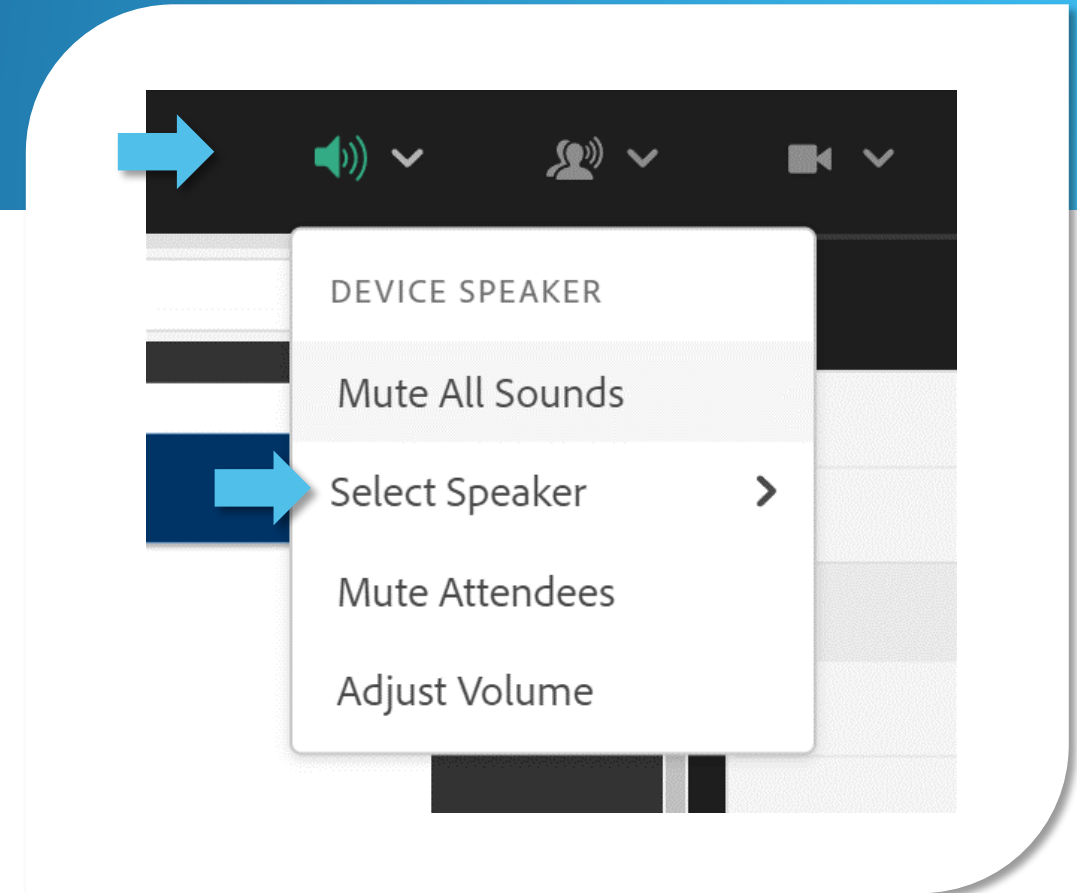
WELCOME

Accessing Today's Webinar

MANAGE YOUR AUDIO

You can manage your audio using the audio option at the top of your screen (it will look like a speaker).

In the dropdown menu choose **Select Speaker** to select the applicable audio option.



WELCOME

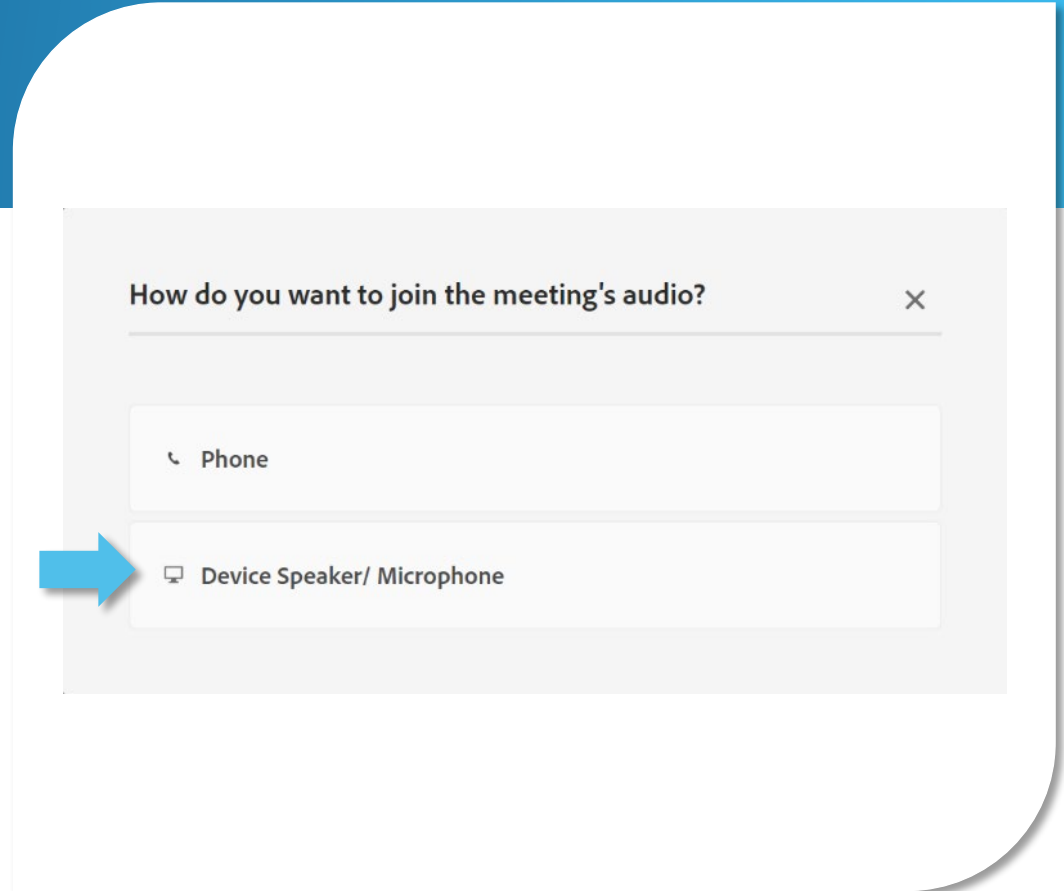
Accessing Today's Webinar

ATTENDEES WILL BE MUTED

Select an option for **How do you want to join the meeting's audio?**

The **Device Speaker** will enable the sound to be broadcast through your computer.

Make sure your speakers are turned on or your headphones are plugged in.



WELCOME

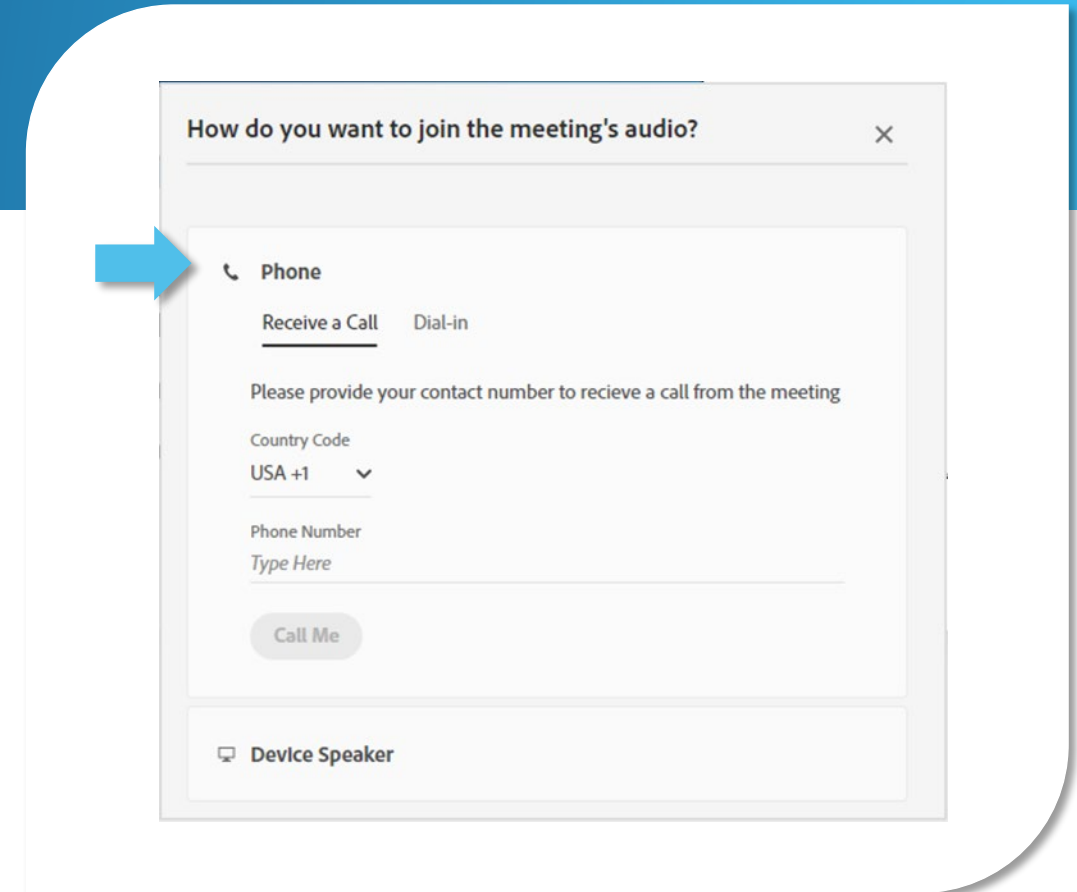
Accessing Today's Webinar

TO LISTEN BY PHONE

If you do not have sound capabilities on your computer or prefer to listen by phone, dial:

Toll-free number: **1-800-832-0736**

Access code: **4189148#**



WELCOME

Adobe Connect Platform

The screenshot displays the Adobe Connect interface. At the top, there is a navigation bar with icons for audio, chat, and other features. The main content area is titled "WELCOME" and "Accessing Today's Webinar". Below this, there is a section titled "MANAGE YOUR AUDIO" with the following text: "You can manage your audio using the audio option at the top of your screen (it will look like a speaker). In the dropdown menu choose **Select Speaker** to select the applicable audio option." A callout box highlights the audio control area at the top of the screen, showing a dropdown menu with the following options: "DEVICE SPEAKER", "Mute All Sounds", "Select Speaker", "Mute Attendees", and "Adjust Volume". The "Select Speaker" option is highlighted with a blue arrow. The bottom right corner of the interface shows a "TICKET to Work WISE" logo and a "2" in a blue box. On the right side, there is a "Q & A" section and a "WEB LINKS" section with a list of links: "1. Choose Work! Contact Page", "2. Register for Next Month's Webinar", and "3. National WISE Webinar Survey".

WELCOME

Adobe Connect Accessibility

ADOBE CONNECT ACCESSIBILITY USER GUIDE

Should you need assistance navigating Adobe Connect, use the [Accessibility User Guide](#) complete with a list of controls.

New Keyboard Shortcuts	
CTRL + M	Toggle Microphone on (locked) or off.
CTRL + UP ARROW	Toggle Raise Hand Status.
CTRL + .	Toggle Full Screen Mode. Applies to currently selected Share Pod.
CTRL + '	Promote to Host. Requires selected attendee(s) in the Attendee List.
CTRL +]	Demote to Participant. Requires selected attendee(s) in the Attendee List.
CTRL + /	Promote to Presenter. Requires selected attendee(s) in the Attendee List.
CTRL + ,	Start/Stop Recording (toggle). For Start, brings up the Start Recording Dialog.
CTRL + \	End Meeting. Brings up the End Meeting Dialog.
CTRL + [Start/Stop Desktop Sharing. Applies to currently selected Share Pod.
CTRL + SPACE	Opens up left most menu for keyboard navigation.

WELCOME

Real-Time Captioning

The provided real-time captions can be found in the **Captioning pod**, which appears below the slides.

You can show or hide the caption display, and you can change the text size and choose the text color combinations to best meet your vision requirements.

You can also access [captioning online](#).

CLOSED CAPTIONS

Hide captions

English



Text size



Color



WELCOME

American Sign Language (ASL)

If you're fluent in ASL and would like support during today's webinar, use our [ASL User Guide](#) that provides instructions to connect with an interpreter through the Federal Communications Commission (FCC) Video Relay Service (VRS).

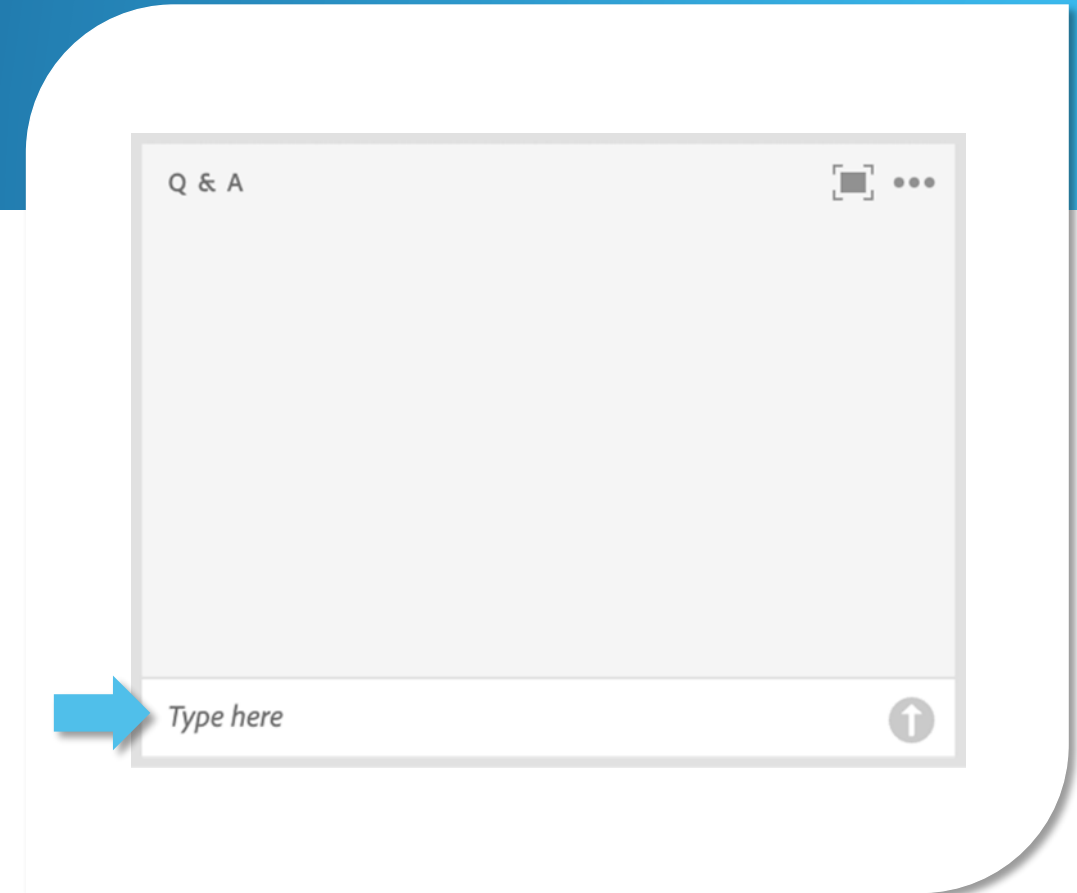


WELCOME

Questions and Answers (Q&A)

Please use the **Q&A pod** to submit any questions you have during the webinar, and we will direct the questions accordingly during the Q&A portion.

If you are listening by phone and are not logged in to the webinar, you may also ask questions by emailing them to webinars@choosework.ssa.gov.

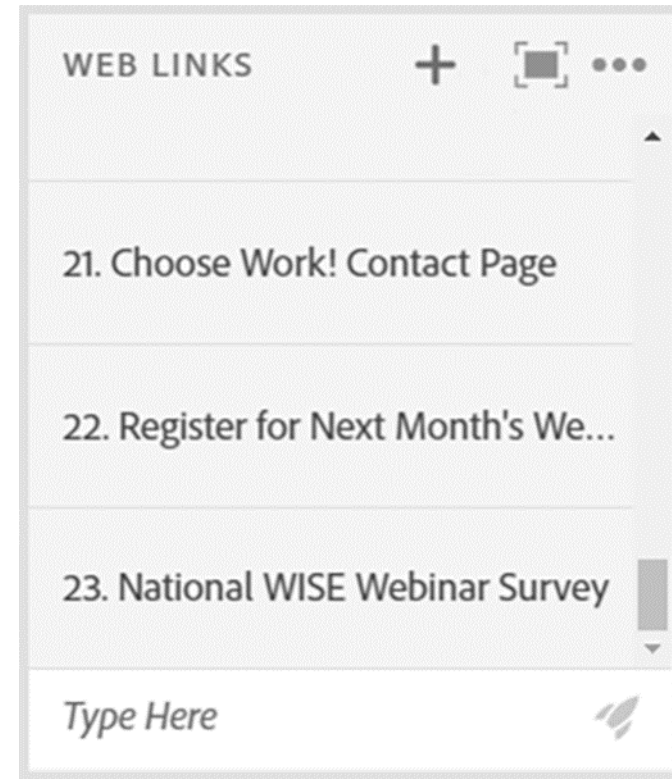


WELCOME

Webinar Online Resources

Please use the **Web Links pod** to find the resources presented during today's webinar.

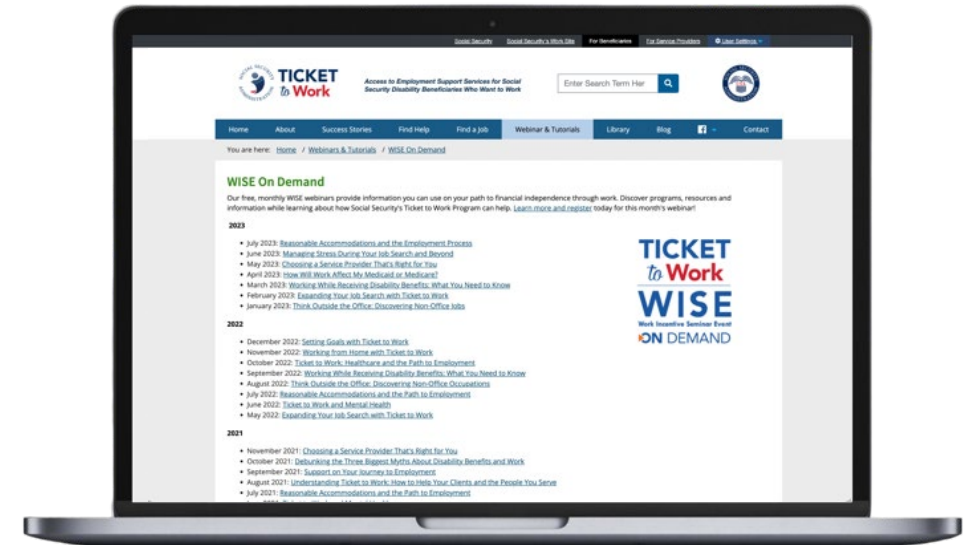
If you are listening by phone and not logged in to the webinar, you may email webinars@choosework.ssa.gov for a list of available resources.



WELCOME

Archived Events

Please note: This webinar is being recorded, and the archive recording will be available within 2 weeks through [WISE on Demand](#).



WELCOME

Technical Assistance

If you experience any technical difficulties during the webinar, please use the **Q&A pod** to send a message, or you may email webinars@choosework.ssa.gov.



WELCOME

Presenters



MODERATOR

Jayme Pendergraft
Ticket Program Team



PRESENTER

Raymond A. Cebula, III, J.D.
Cornell University

Why Choose Work?

Earning a living through employment is not something everyone can do, but it may be right for you. Once people understand the many free services and supports available to them, they often find that the rewards far outweigh the risks.



Webinar Overview

Today, we'll answer questions related to:

Section 503 for Federal Contractors

Federal Employment – Schedule A

Apprenticeships

How the Ticket to Work Program Can Help

Who Can Help You Achieve Your Work Goals?

Section 503 For Federal Contractors

What Is Section 503?

Part of the Rehabilitation Act of 1973 that helps create job opportunities for people with disabilities



Prohibits federal contractors and subcontractors from discriminating against people with disabilities



Requires affirmative action in recruiting, hiring, training, promoting, and retaining people with disabilities



What Are Section 503 Provisions?

- Allow you to **voluntarily self-identify** as a person with a disability before being offered a job.
- Require contractors to invite employees to self-identify as an individual with a disability **every 5 years**.
- Establish a **7% utilization** goal for contractors hiring/retaining workers with disabilities.
 - Contractors must develop a plan to address any issues preventing their success in meeting this goal.

Meet Angel

A Ticket to Work Success Story



Angel's Story

Angel suffered from neck and back injuries after two tours of duty with the U.S. Air Force. His willingness to identify as an individual with a disability was an asset during the hiring process.

With help from his Ticket Program service provider, he received free benefits counseling, information about Work Incentives, and reasonable accommodations to help him succeed.

[Angel's Success Story](#)



A Positive Impact



Being back at work has had a positive impact in so many areas of my life. I've been able to [show] my children the rewards that can go with perseverance and resilience. The job has helped me build confidence, maintain good mental health, and regain a sense of accomplishment... all vital for the next chapter in our lives.



Federal Employment: Schedule A

What are the Benefits of Working for the Federal Government?

- Federal employees serve in a variety of jobs, earn good salaries, receive medical benefits, and make a difference through public service. The federal government hires people in many different fields, like accounting, public affairs, health care, law enforcement, education, transportation, Information Technology (IT) and so much more.
- There are a number of ways that people can apply for a job in the federal government. For individuals with disabilities, one of those paths is the **Schedule A Hiring Authority**.



What Is Schedule A?

- If you're a person with a disability, you can apply and compete for any federal government job for which you are eligible and meet the qualifications. But you also may be eligible for a special hiring authority.
- **Schedule A** refers to a special hiring authority that gives federal agencies an optional way to hire qualified people with disabilities.
- Applying under Schedule A offers an exception to the traditional competitive hiring process. You can apply for jobs using Schedule A if you are a person with an **intellectual disability, a severe physical disability, or a psychiatric disability.**


What Are Schedule A Requirements?

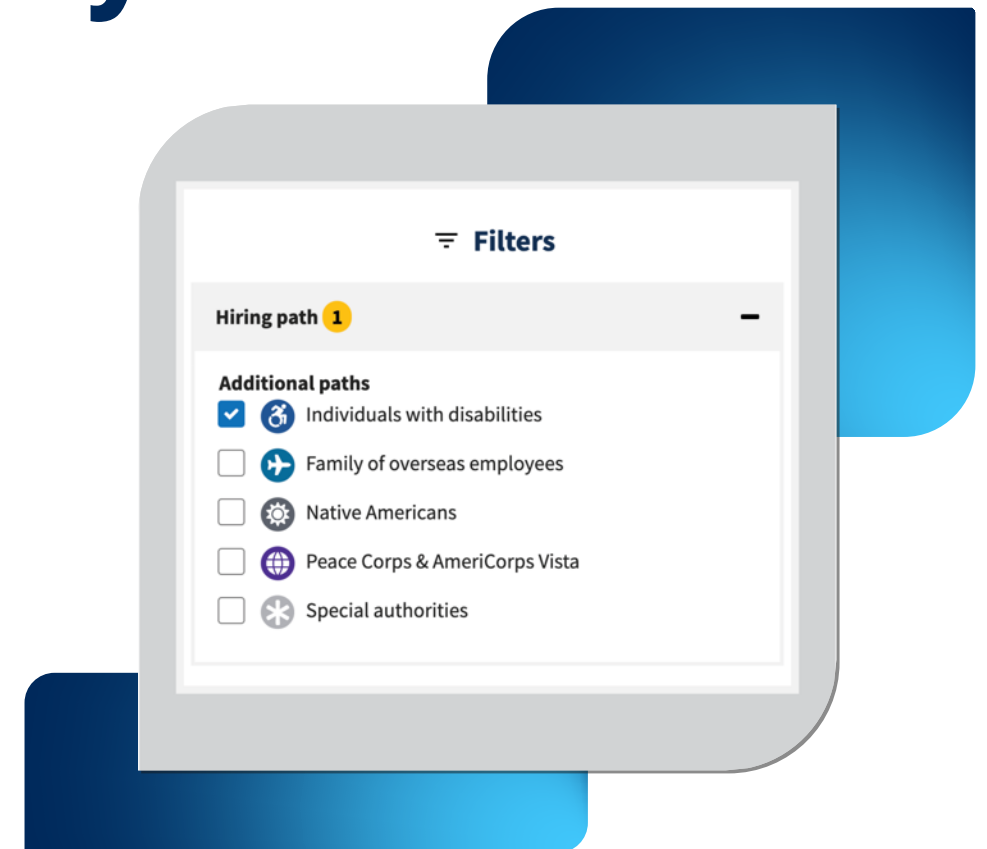
- To be eligible for Schedule A, you must provide a "proof of a disability" letter stating that you have an intellectual disability, severe physical disability, or psychiatric disability.
- You can ask a variety of professionals or agency staff members to write this letter for you.
 - Your doctor
 - A licensed medical professional
 - A licensed vocational rehabilitation specialist
 - Any federal, state, or local agency that issues or provides disability benefits

[Sample Schedule A Letters](#)



How Do I Know a Federal Job Is Open to Individuals With a Disability?

- Visit [USAJOBS](https://www.usajobs.gov).
- In the job announcement, look for the section called **This job is open to**. When a job is open to **Individuals with a disability**, you'll see this icon: 
 - There may be other groups listed that are also eligible to apply.
- You can also select the **Individuals with disabilities** filter in the search function. Your results will display all jobs open to individuals with disabilities.



What Is a Selective Placement Program Coordinator?

- Selective Placement Program Coordinators (SPPC) help agencies recruit, hire, and accommodate people with disabilities.
- If you are a person with a disability and you've found a specific position that may be the right fit for you, contact the agency using the [SPPC Directory](#).

Source: [U.S. Equal Employment Opportunity Commission](#)



What Are My Next Steps?

- If you're interested in Schedule A, obtain a letter to document your disability.
- Review and update your resume with skills, abilities, and references relevant to the position.
- Contact the agency's SPPC.



Meet Jesus

A Ticket to Work Success Story



Jesus's Story

Jesus was born with spina bifida and spent most of his childhood using a wheelchair or crutches. With help from his Ticket Program Employment Network, he received benefits counseling and Work Incentives information, developed an Individual Work Plan (IWP), and received resume writing and job lead support to transition in his career.

Jesus qualified for Schedule A, allowing his employer to avoid the traditional – and often lengthy – competitive hiring process.

[Jesus's Success Story](#)



Achieving Independence



Work has helped me expand my social circles and my support network as well. I am very happy knowing that I can be independent, achieve the goals I set for myself, and I'm more confident every day. The Ticket to Work Program... the help I received through it... helped me find my way to work at my own pace, and I'm grateful for that.

Apprenticeships

What Is an Apprenticeship?

- An apprenticeship is an educational program combining work with learning and training, both on and off the job.
- It combines the development of theoretical knowledge regarding a particular occupation or range of occupations with practical experience gained from doing the job.



What Is the Value of an Apprenticeship?

- Apprenticeships offer an entry point into an industry.
- They are real jobs with paid salaries.
- An experienced worker will mentor you.
- Opportunities may exist to advance in your chosen career.




Photo from Disability:IN

What Are the Educational Benefits of Apprenticeships?

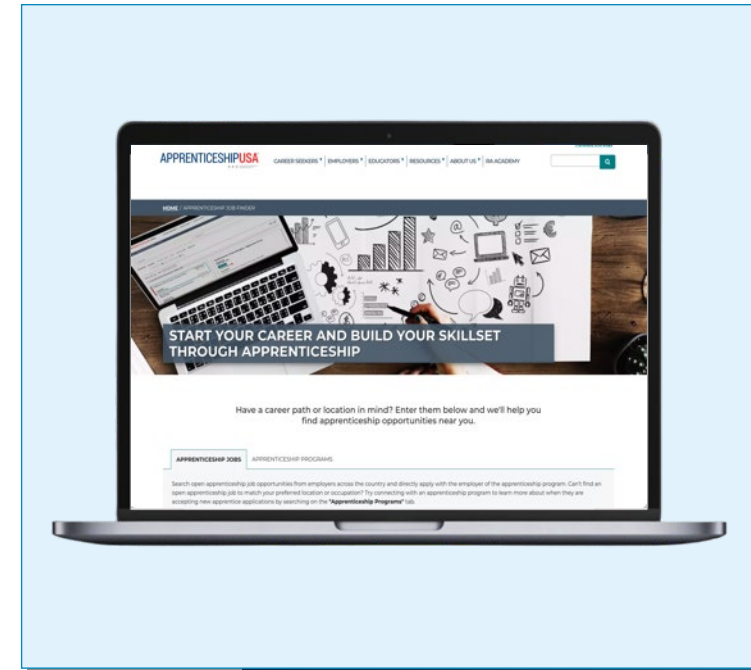
Through an apprenticeship, you may be able to:

- Gain a variety of job-specific and transferable skills.
- Use apprenticeship as a pathway to additional education or college.
- Earn college credit or even a bachelor's degree.
- Earn a credential upon completion.



Finding an Apprenticeship

- [Apprenticeship.gov](https://www.apprenticeship.gov) is the one-stop source to connect career seekers, employers, and education partners with apprenticeship resources. Discover apprenticeships across industries, how programs are started by employers, and how to become an apprentice.
- To become an apprentice, search for an opportunity using the [Apprenticeship Finder](#) and apply directly with the employer or the program sponsor.



Q&A





**Putting It All Together:
How Social Security's Ticket
to Work Program Can Help**

Social Security Disability Programs



**Social Security
Disability
Insurance
(SSDI)**



**Supplemental
Security
Income
(SSI)**

Sign Up for a My Social Security Account

Your personal *my*Social Security account through Social Security gives you secure access to information based on your earnings history and interactive tools tailored to you.

How to create a *my* Social Security account



Securing today
and tomorrow

To create an account, you must:



Be at least 18
years of age



Have a Social
Security number



Have a valid U.S.
mailing address



Have an email
address

With a *my*Social Security account, you can access your earnings history and benefits information, request a replacement Social Security card, get a proof of income letter, estimate and apply for benefits.

What Is Social Security's Ticket to Work Program?

Social Security's Ticket to Work (Ticket) Program

- Is a free and voluntary Social Security program
- Offers career development for people ages 18 through 64 who receive Social Security disability benefits and want to work



How Can the Ticket Program Help?

The Ticket to Work Program connects you with free employment services to help you:

- Decide if work is right for you
- Prepare for work
- Find a paid work opportunity
- Succeed at work

Learn More:

[What is Social Security's Ticket to Work Program?](#)

[Self-Guided Tutorial](#)





**Who Can Help You
Achieve Your Work Goals?**

Find Support to Achieve Your Work Goals

As you think about trying work and possibly changing careers, you may have questions and need support.

- Connecting with a **Ticket Program service provider** can help you develop achievable goals and establish steps to find and maintain employment.
- Ticket Program service providers can also help you identify the type of job or career you might enjoy and any transferrable skills you may have.

Ticket Program Service Providers

Through the Ticket Program, you'll have access to a variety of Ticket Program Service Providers, including:



Employment
Networks
(EN)



State Vocational
Rehabilitation
(VR) Agencies

Employment Network (EN)

An **EN** is a private or public organization that has an agreement with Social Security to provide free employment support services to people who are eligible for the Ticket Program.

Many state public workforce systems, such as American Job Centers, are **Workforce ENs**.



How Can Working With an EN Help You?

Services and supports are designed to help you on the path to financial independence through work and may include helping you to:


- Identify your work goals
- Find a position that may be the right fit
- Write and review your resume
- Prepare for interviews
- Request reasonable accommodations
- Receive benefits counseling



State Vocational Rehabilitation (VR) Agency

A **State VR agency** provides a wide variety of services to help people with disabilities return to work, enter new lines of work or enter the workforce for the first time. A State VR agency may offer benefits counseling and may also be able to help you with:

- Vocational rehabilitation
- Training and education



Some states have separate VR agencies that serve individuals who are blind or visually impaired.

How Can Working With a VR Help You?

VR agencies:

- Usually work with individuals who need more significant services.
- In some states, this includes intensive training, education and rehabilitation.
- They may also provide career counseling, job placement assistance as well as counseling about how earnings from work may affect Social Security disability benefits.




Ticket Program Service Providers: Expanding Your Job Search

Your Ticket Program service provider can help you:

- Identify potential opportunities based on your job interests and skills.
- Compile the materials you need for the job application process.
- Request reasonable accommodations that may help you be more successful once you're on the job.



How Do You Find a Service Provider?

 For a list of service providers, call the Ticket to Work Help Line at **1-866-968-7842** or **1-866-833-2967 (TTY)**, Monday - Friday, 8 am - 8 pm ET

 To find a service provider online, visit the [Find Help page](#). Search by:

- ✓ ZIP code
- ✓ Services offered
- ✓ Disability type
- ✓ Languages spoken
- ✓ Provider type


(EN, Workforce EN, VR or PABSS)



Q&A



How To Connect



Visit the [Choose Work! Contact page](#) to find us on social media and subscribe to blog and email updates.



Opt-in to receive text messages by texting TICKET to 1-571-489-5292. Standard messaging rates may apply. You may opt-out at any time.



Email us at support@choosework.ssa.gov.

Ticket to Work Help Line

The Ticket to Work Program offers a toll-free Help Line to answer your questions and support you on your journey to financial independence.

Call the Ticket to Work Help Line
Monday - Friday, 8 am - 8 pm ET

1-866-968-7842

1-866-833-2967 (TTY)



TICKET
to **Work**

WISE

Work Incentive Seminar Event

Join Us for Our Next WISE Webinar!

How Will Work Affect My Social
Security Disability Benefits?

June 26, 2024

3 pm – 4:30 pm ET

REGISTER ONLINE

or call **1-866-968-7842** or
1-866-833-2967 (TTY)